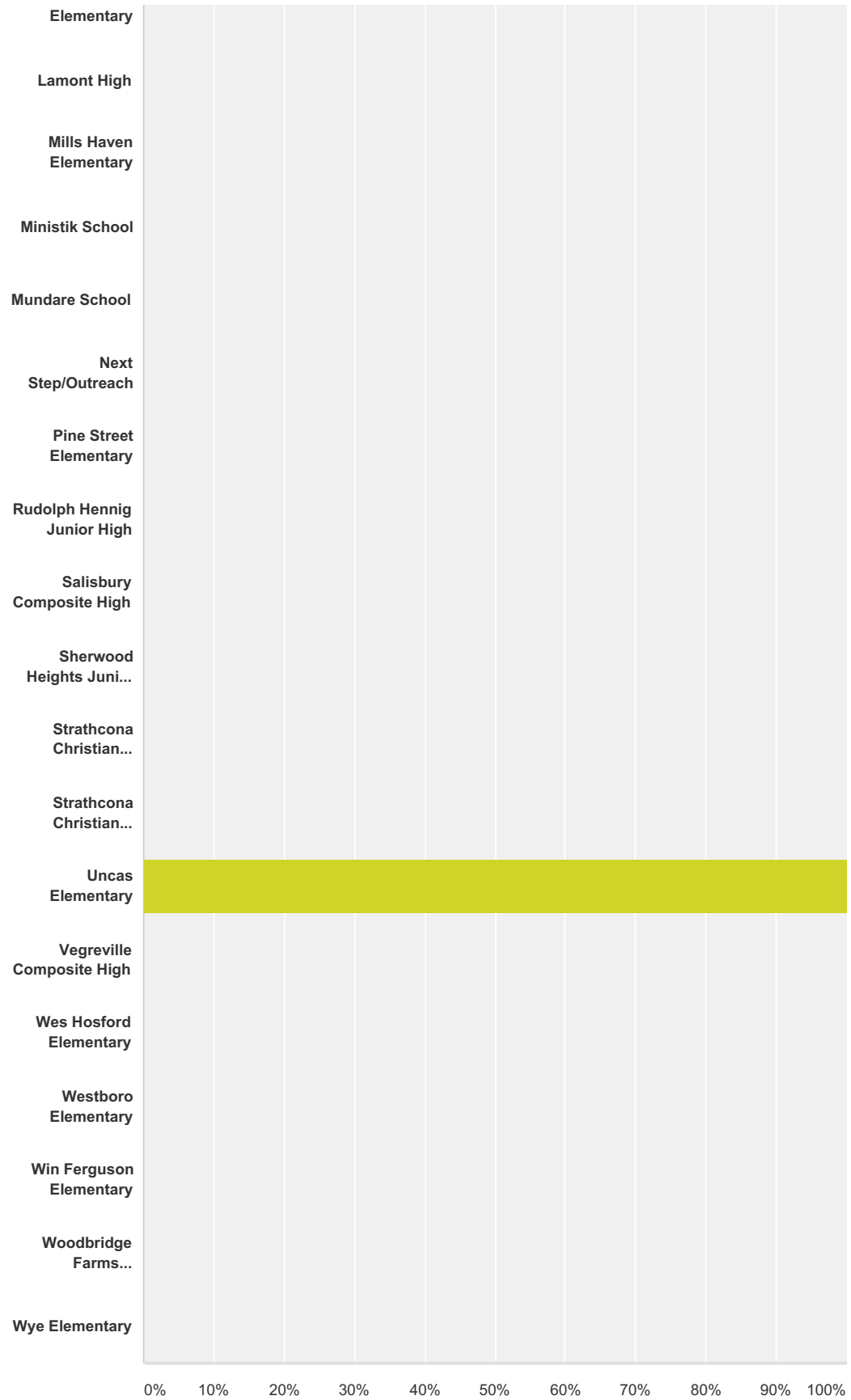


Q1 Please indicate the school your child attends.

Answered: 61 Skipped: 0

A.L. Horton Elementary										
Andrew School										
École Élémentaire...										
Ardrossan Junior Senio...										
Bev Facey Community High										
Brentwood Elementary										
Bruderheim School										
Clover Bar Junior High										
École Campbelltown										
École Parc Élémentaire										
F.R. Haythorne Junior High										
Fort Saskatchewan...										
Fort Saskatchewan...										
Fort Saskatchewan...										
Fultonvale Elementary...										
Glen Allan Elementary										
James Mowat Elementary										
Lakeland Ridge										
Lamont										

EIPS Parent Survey 2016-2017



Answer Choices	Responses
----------------	-----------

EIPS Parent Survey 2016-2017

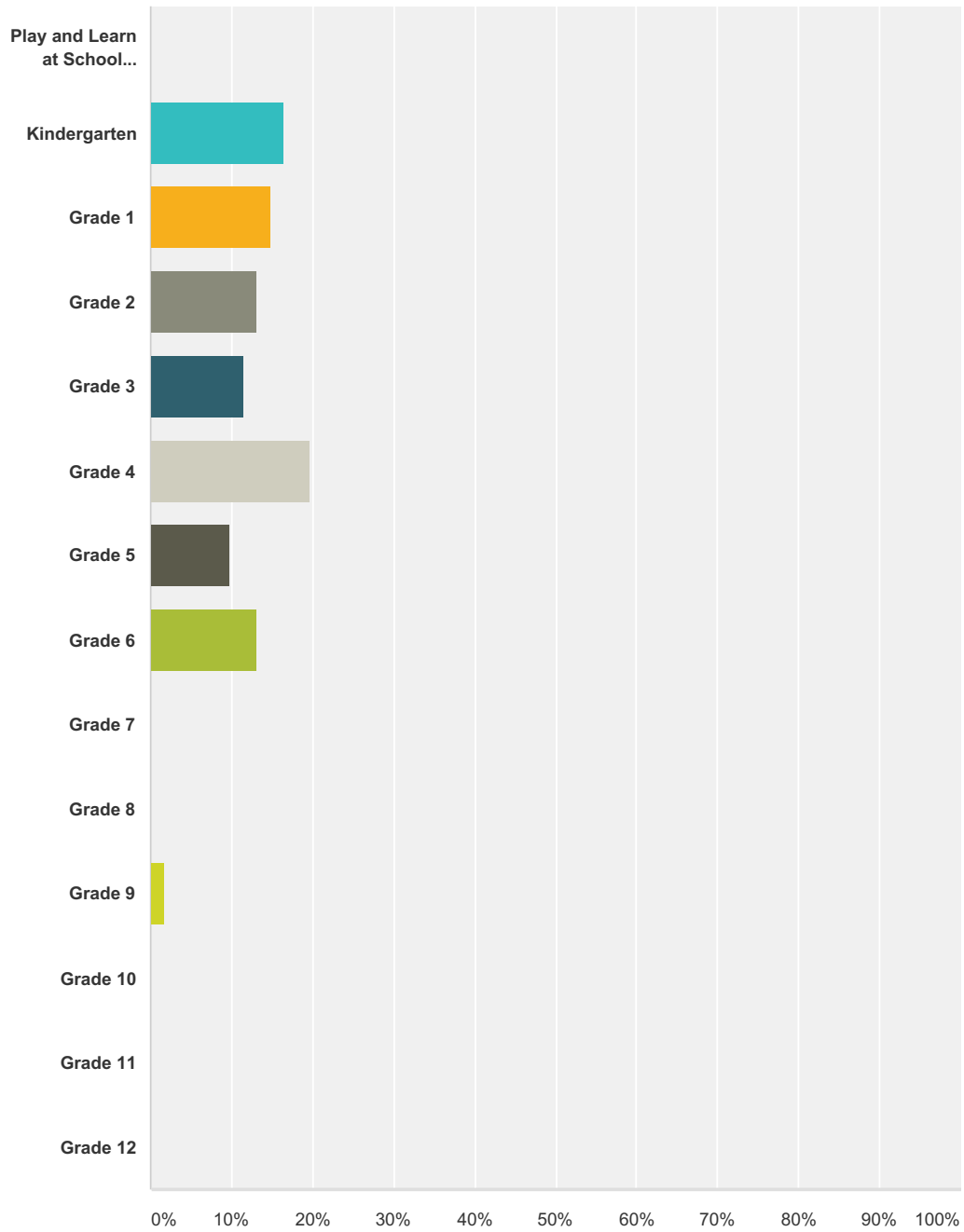
A.L. Horton Elementary	0.00%	0
Andrew School	0.00%	0
École Élémentaire Ardrossan Elementary	0.00%	0
Ardrossan Junior Senior High	0.00%	0
Bev Facey Community High	0.00%	0
Brentwood Elementary	0.00%	0
Bruderheim School	0.00%	0
Clover Bar Junior High	0.00%	0
École Campbelltown	0.00%	0
École Parc Élémentaire	0.00%	0
F.R. Haythorne Junior High	0.00%	0
Fort Saskatchewan Christian	0.00%	0
Fort Saskatchewan Elementary	0.00%	0
Fort Saskatchewan Senior High	0.00%	0
Fultonvale Elementary Junior High	0.00%	0
Glen Allan Elementary	0.00%	0
James Mowat Elementary	0.00%	0
Lakeland Ridge	0.00%	0
Lamont Elementary	0.00%	0
Lamont High	0.00%	0
Mills Haven Elementary	0.00%	0
Ministik School	0.00%	0
Mundare School	0.00%	0
Next Step/Outreach	0.00%	0
Pine Street Elementary	0.00%	0
Rudolph Hennig Junior High	0.00%	0
Salisbury Composite High	0.00%	0
Sherwood Heights Junior High	0.00%	0
Strathcona Christian Academy Elementary	0.00%	0
Strathcona Christian Academy Secondary	0.00%	0
Uncas Elementary	100.00%	61
Vegreville Composite High	0.00%	0
Wes Hosford Elementary	0.00%	0
Westboro Elementary	0.00%	0

EIPS Parent Survey 2016-2017

Win Ferguson Elementary	0.00%	0
Woodbridge Farms Elementary	0.00%	0
Wye Elementary	0.00%	0
Total		61

Q2 Please indicate your child's grade.

Answered: 61 Skipped: 0



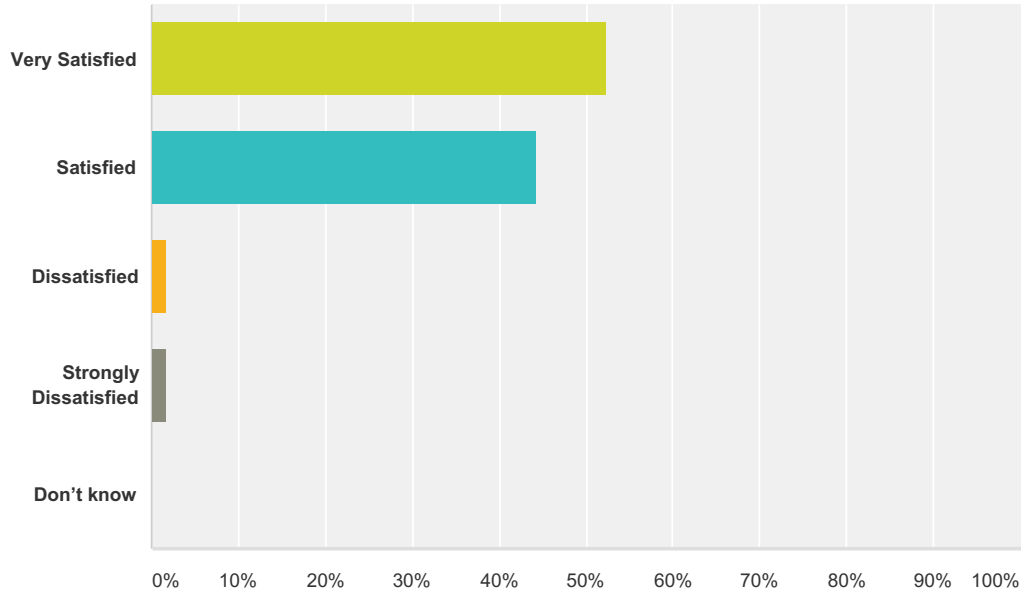
Answer Choices	Responses
Play and Learn at School (PALS)	0.00% 0
Kindergarten	16.39% 10
Grade 1	14.75% 9
Grade 2	13.11% 8
Grade 3	11.48% 7

EIPS Parent Survey 2016-2017

Grade 4	19.67%	12
Grade 5	9.84%	6
Grade 6	13.11%	8
Grade 7	0.00%	0
Grade 8	0.00%	0
Grade 9	1.64%	1
Grade 10	0.00%	0
Grade 11	0.00%	0
Grade 12	0.00%	0
Total		61

Q3 How satisfied are you with the quality of education that your child is receiving at his/her school?

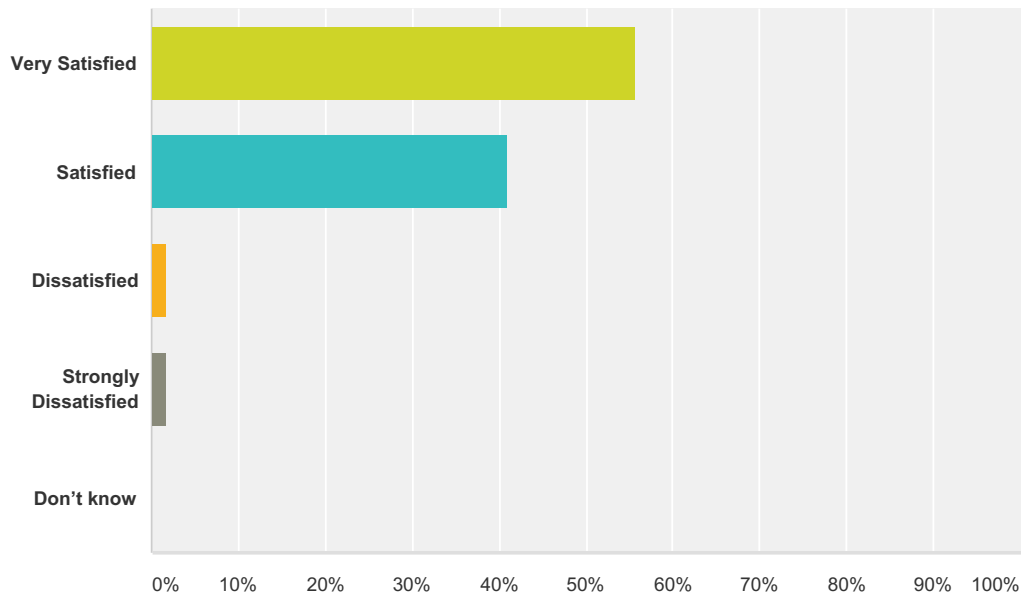
Answered: 61 Skipped: 0



Answer Choices	Responses	
Very Satisfied	52.46%	32
Satisfied	44.26%	27
Dissatisfied	1.64%	1
Strongly Dissatisfied	1.64%	1
Don't know	0.00%	0
Total		61

Q4 How satisfied are you with the quality of teaching at your child's school?

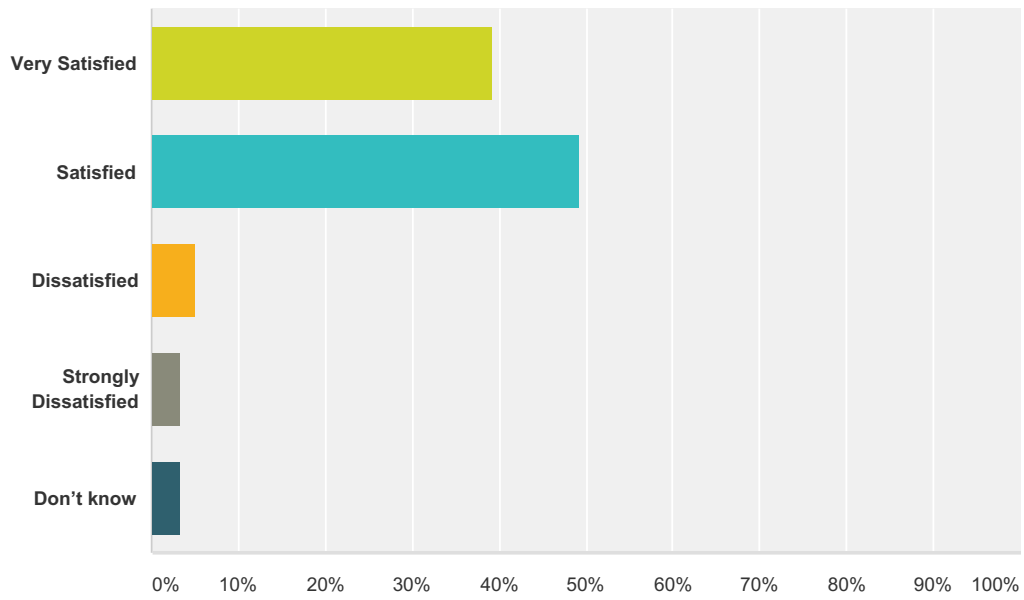
Answered: 61 Skipped: 0



Answer Choices	Responses	Count
Very Satisfied	55.74%	34
Satisfied	40.98%	25
Dissatisfied	1.64%	1
Strongly Dissatisfied	1.64%	1
Don't know	0.00%	0
Total		61

Q5 How satisfied are you with the leadership in your child's school?

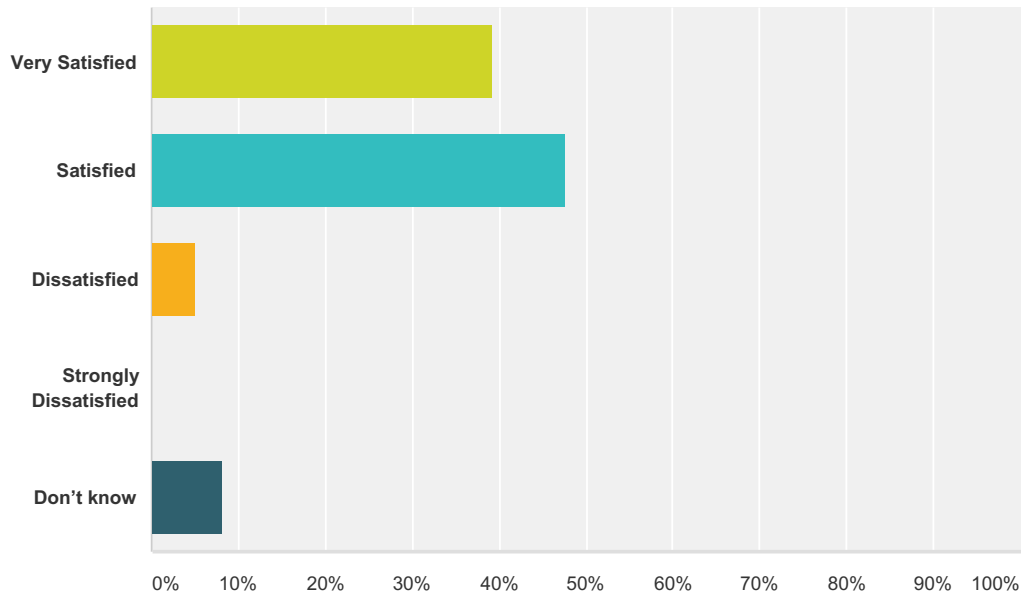
Answered: 61 Skipped: 0



Answer Choices	Responses	Count
Very Satisfied	39.34%	24
Satisfied	49.18%	30
Dissatisfied	4.92%	3
Strongly Dissatisfied	3.28%	2
Don't know	3.28%	2
Total		61

Q6 How satisfied are you with the opportunity to be involved in decisions at your child's school?

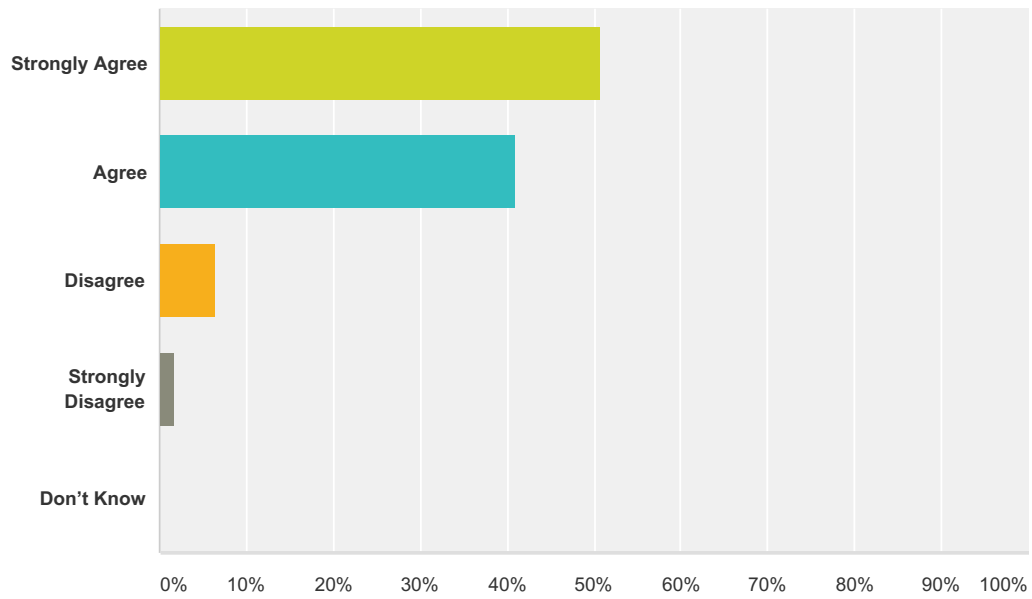
Answered: 61 Skipped: 0



Answer Choices	Responses	
Very Satisfied	39.34%	24
Satisfied	47.54%	29
Dissatisfied	4.92%	3
Strongly Dissatisfied	0.00%	0
Don't know	8.20%	5
Total		61

Q7 My child's individual needs are met.

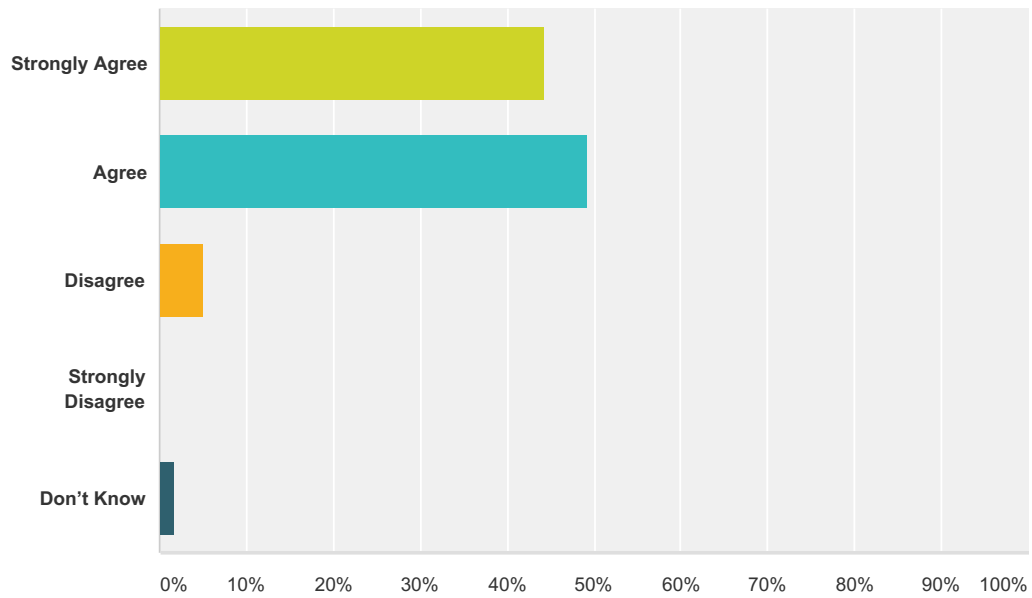
Answered: 61 Skipped: 0



Answer Choices	Responses	
Strongly Agree	50.82%	31
Agree	40.98%	25
Disagree	6.56%	4
Strongly Disagree	1.64%	1
Don't Know	0.00%	0
Total		61

Q8 The school keeps me informed about my child's progress and achievement.

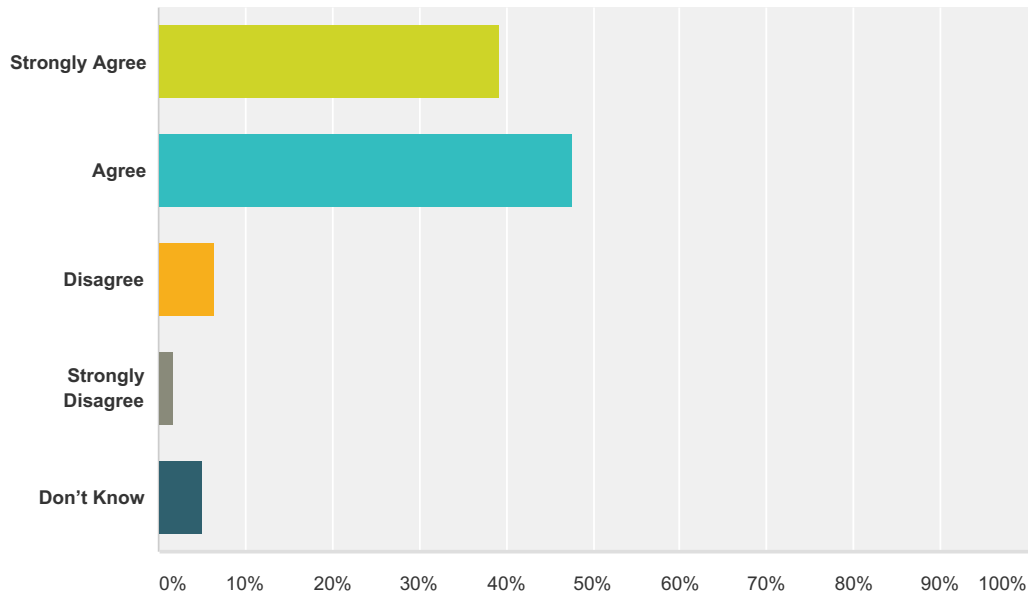
Answered: 61 Skipped: 0



Answer Choices	Responses
Strongly Agree	44.26% 27
Agree	49.18% 30
Disagree	4.92% 3
Strongly Disagree	0.00% 0
Don't Know	1.64% 1
Total	61

Q9 The rights and responsibilities of citizenship are reinforced in my child's school.

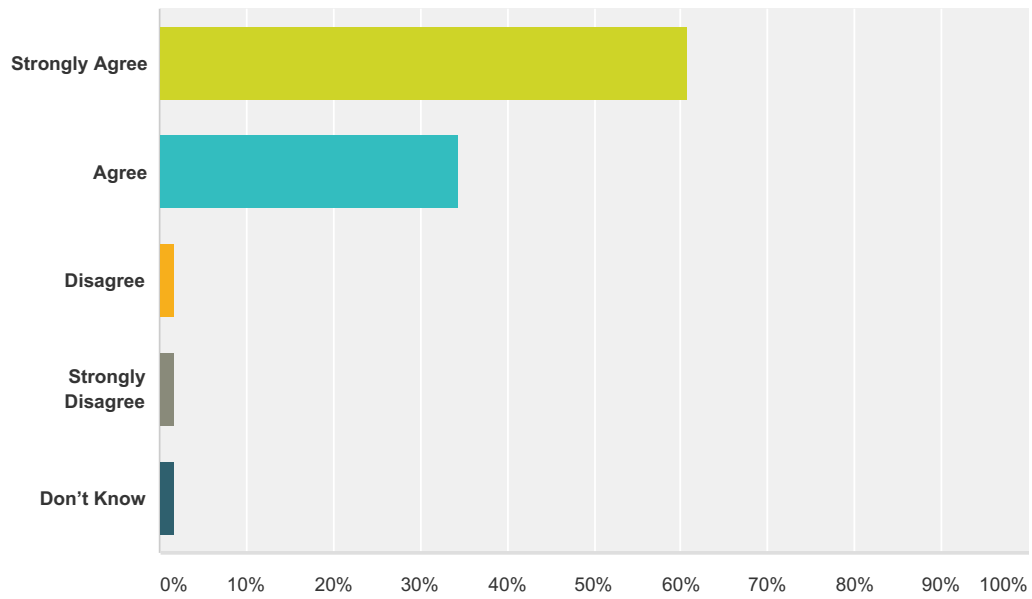
Answered: 61 Skipped: 0



Answer Choices	Responses	
Strongly Agree	39.34%	24
Agree	47.54%	29
Disagree	6.56%	4
Strongly Disagree	1.64%	1
Don't Know	4.92%	3
Total		61

Q10 The school staff care about my child.

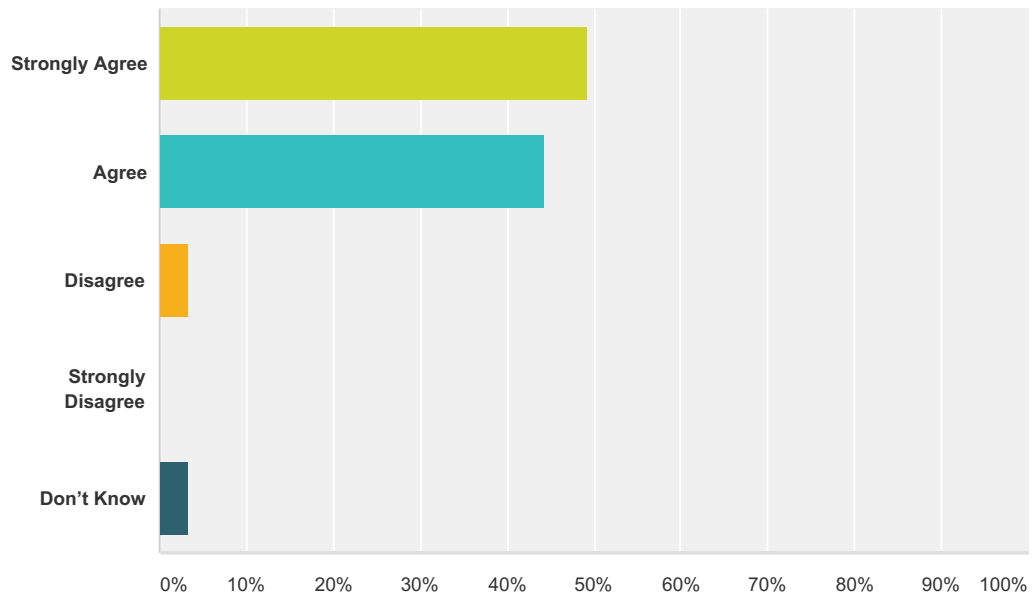
Answered: 61 Skipped: 0



Answer Choices	Responses	
Strongly Agree	60.66%	37
Agree	34.43%	21
Disagree	1.64%	1
Strongly Disagree	1.64%	1
Don't Know	1.64%	1
Total		61

Q11 My child is encouraged at school to do his or her best.

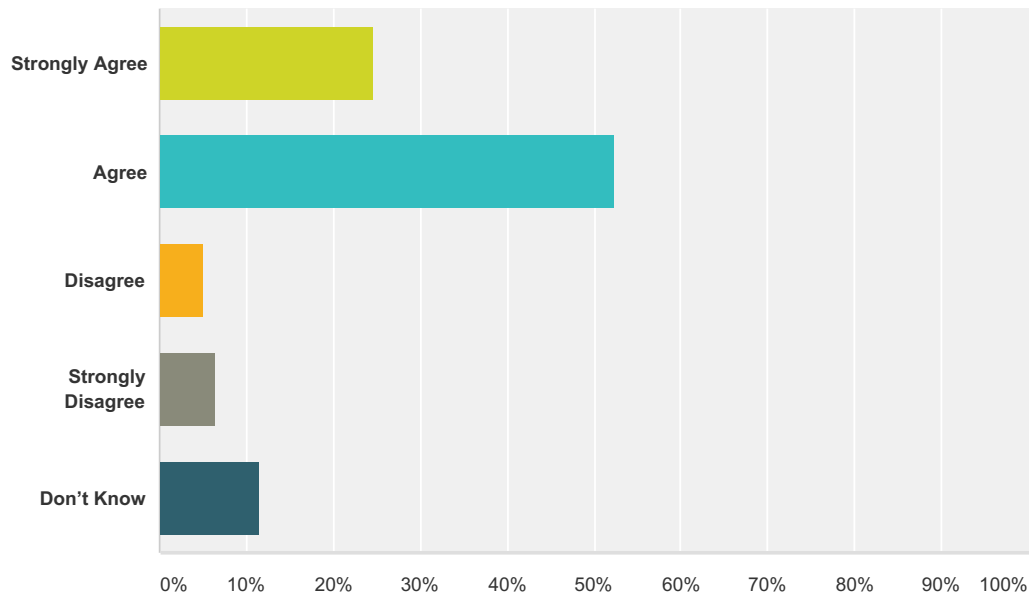
Answered: 61 Skipped: 0



Answer Choices	Responses	Count
Strongly Agree	49.18%	30
Agree	44.26%	27
Disagree	3.28%	2
Strongly Disagree	0.00%	0
Don't Know	3.28%	2
Total		61

Q12 Discipline is handled in a fair and reasonable manner in my child's school.

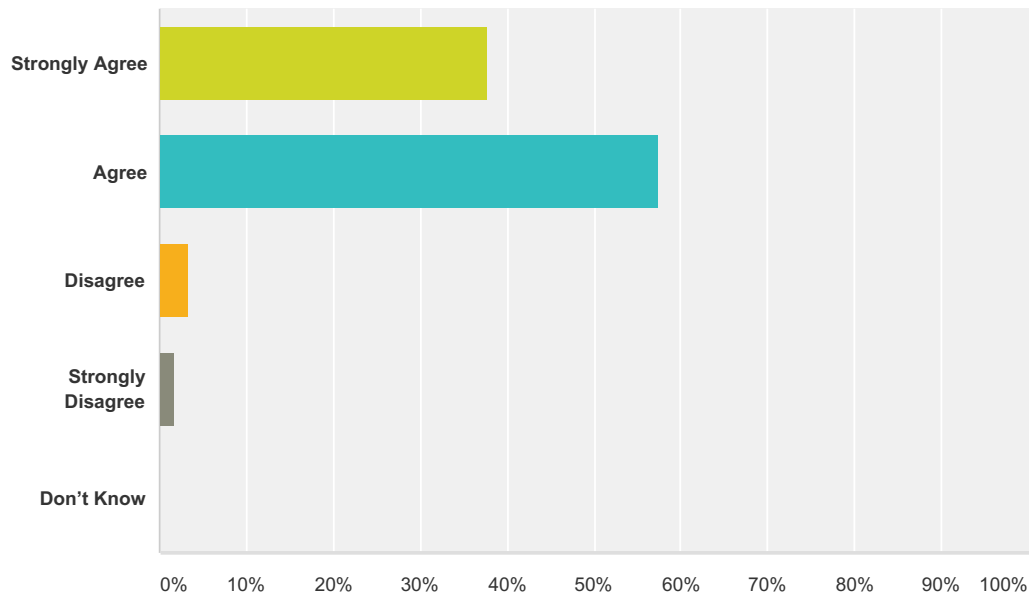
Answered: 61 Skipped: 0



Answer Choices	Responses	Count
Strongly Agree	24.59%	15
Agree	52.46%	32
Disagree	4.92%	3
Strongly Disagree	6.56%	4
Don't Know	11.48%	7
Total		61

Q13 My child's school is safe.

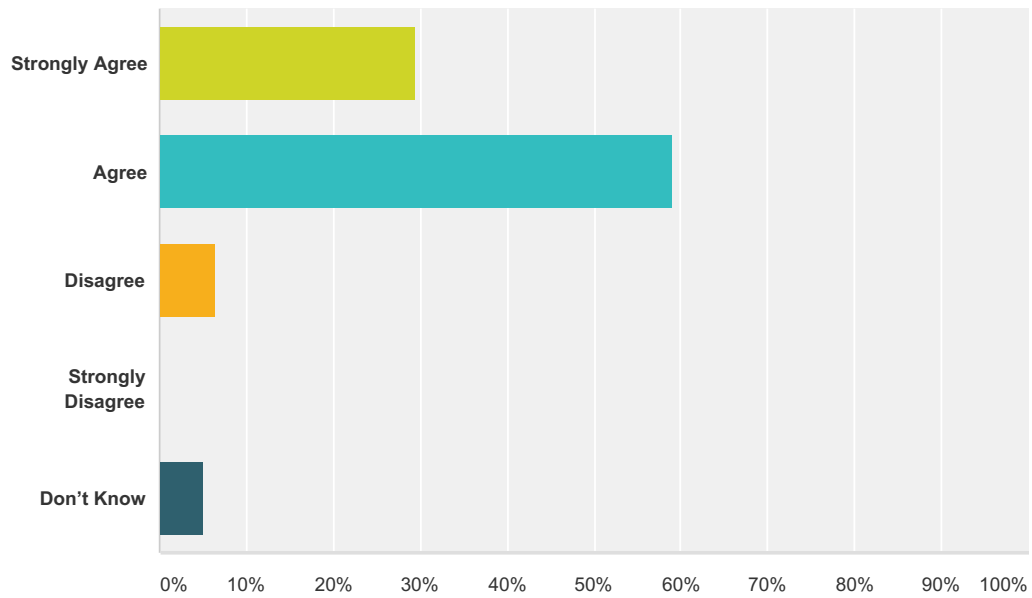
Answered: 61 Skipped: 0



Answer Choices	Responses	
Strongly Agree	37.70%	23
Agree	57.38%	35
Disagree	3.28%	2
Strongly Disagree	1.64%	1
Don't Know	0.00%	0
Total		61

Q14 There is open and honest communication within my child's school.

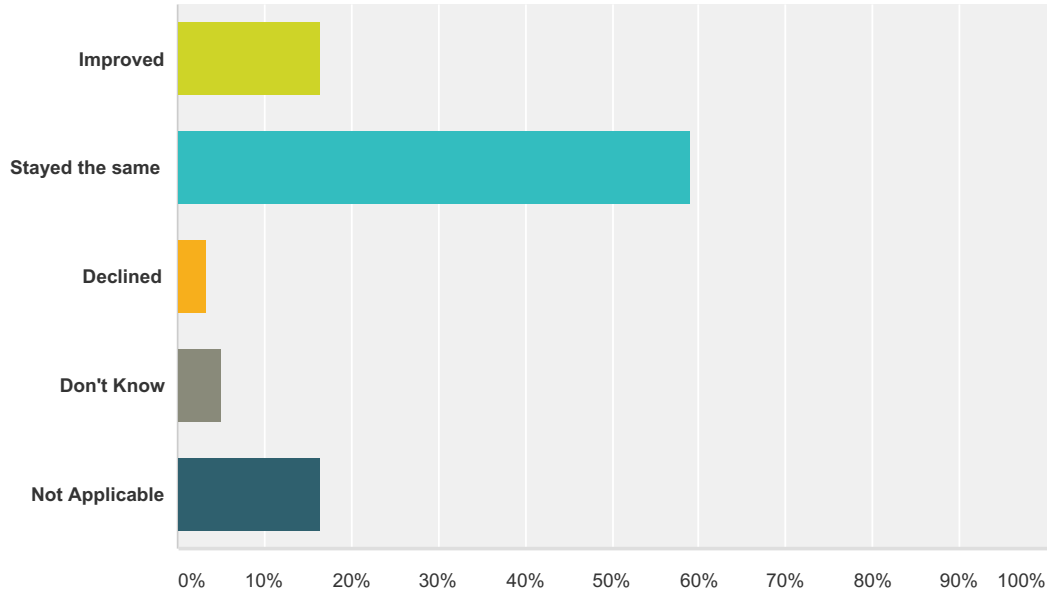
Answered: 61 Skipped: 0



Answer Choices	Responses	
Strongly Agree	29.51%	18
Agree	59.02%	36
Disagree	6.56%	4
Strongly Disagree	0.00%	0
Don't Know	4.92%	3
Total		61

Q15 In your opinion, has the quality of education that your child experienced at school improved, stayed the same, or declined in the past three years?

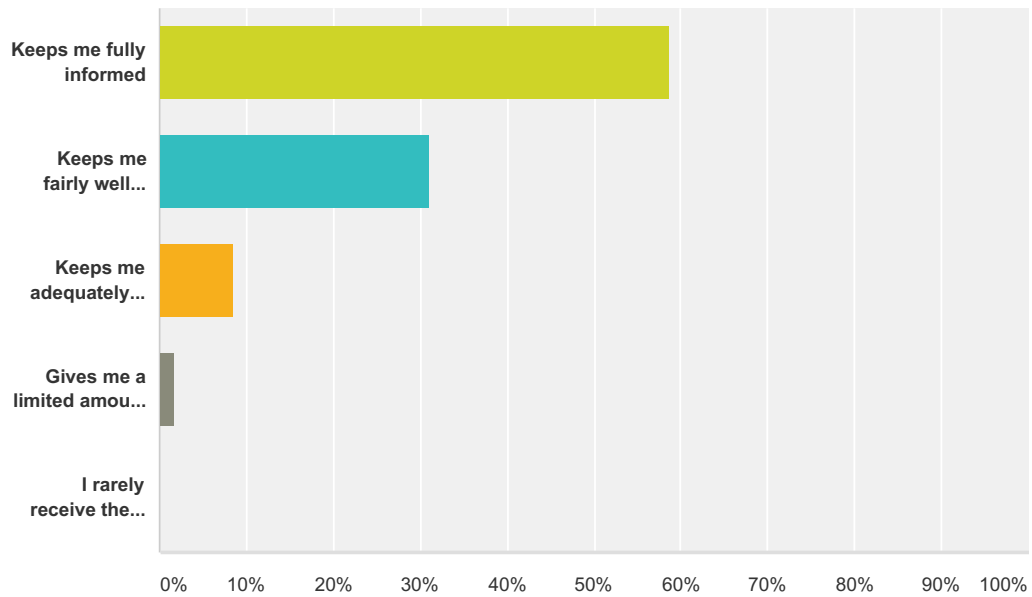
Answered: 61 Skipped: 0



Answer Choices	Responses	
Improved	16.39%	10
Stayed the same	59.02%	36
Declined	3.28%	2
Don't Know	4.92%	3
Not Applicable	16.39%	10
Total		61

Q16 Elk Island Public Schools appreciates the opportunity to stay connected with parents about news, activities, programs and other matters of importance. What is your impression of the communications you receive from your school?

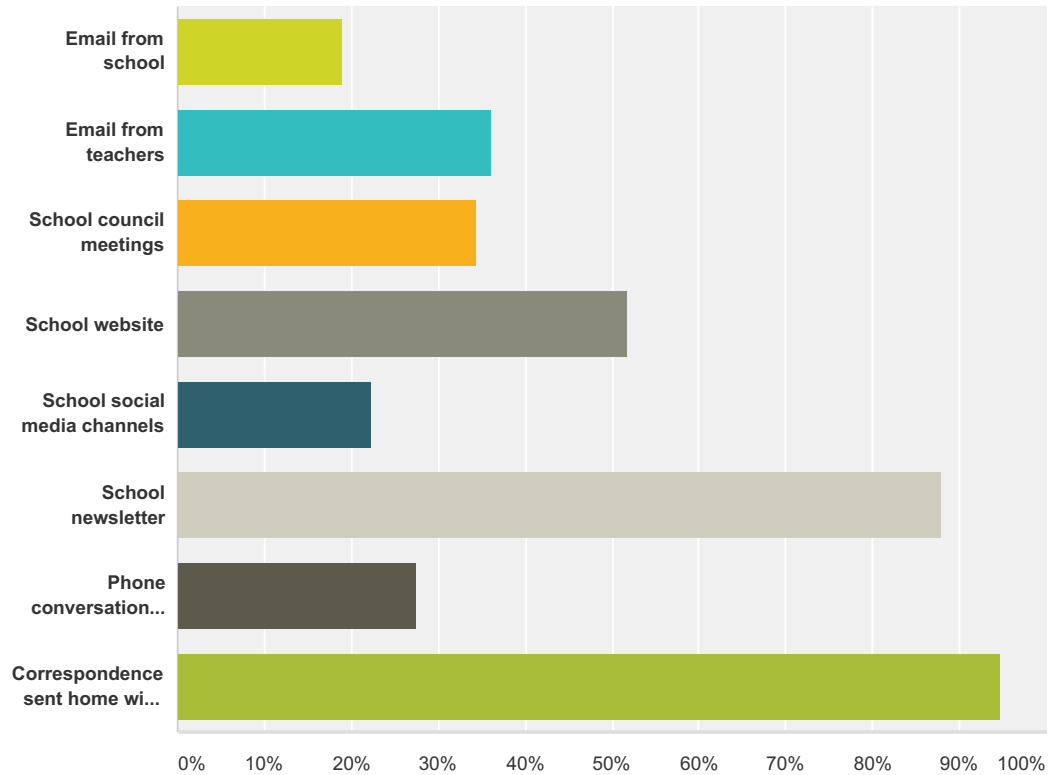
Answered: 58 Skipped: 3



Answer Choices	Responses
Keeps me fully informed	58.62% 34
Keeps me fairly well informed	31.03% 18
Keeps me adequately informed	8.62% 5
Gives me a limited amount of information	1.72% 1
I rarely receive the information I need	0.00% 0
Total	58

Q17 Do you regularly make use of the following to keep up to date on school activities, programs, etc.? Check all that apply.

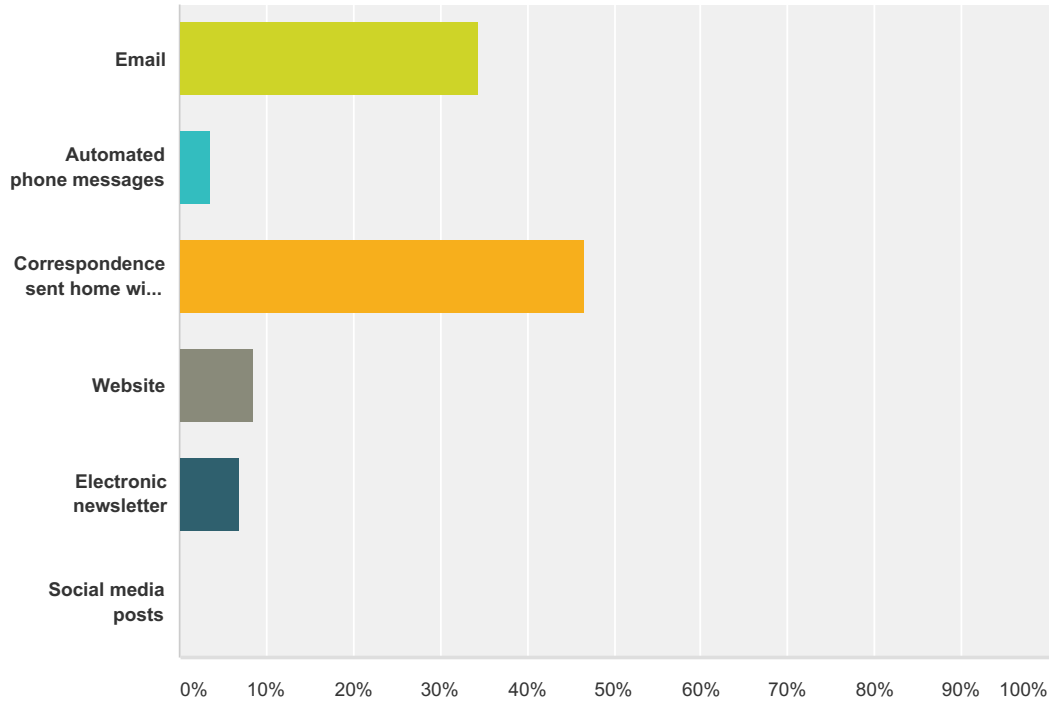
Answered: 58 Skipped: 3



Answer Choices	Responses	Count
Email from school	18.97%	11
Email from teachers	36.21%	21
School council meetings	34.48%	20
School website	51.72%	30
School social media channels	22.41%	13
School newsletter	87.93%	51
Phone conversations with school and/or teachers	27.59%	16
Correspondence sent home with your child	94.83%	55
Total Respondents: 58		

Q18 What is your most preferred method of communications from the school and Division?

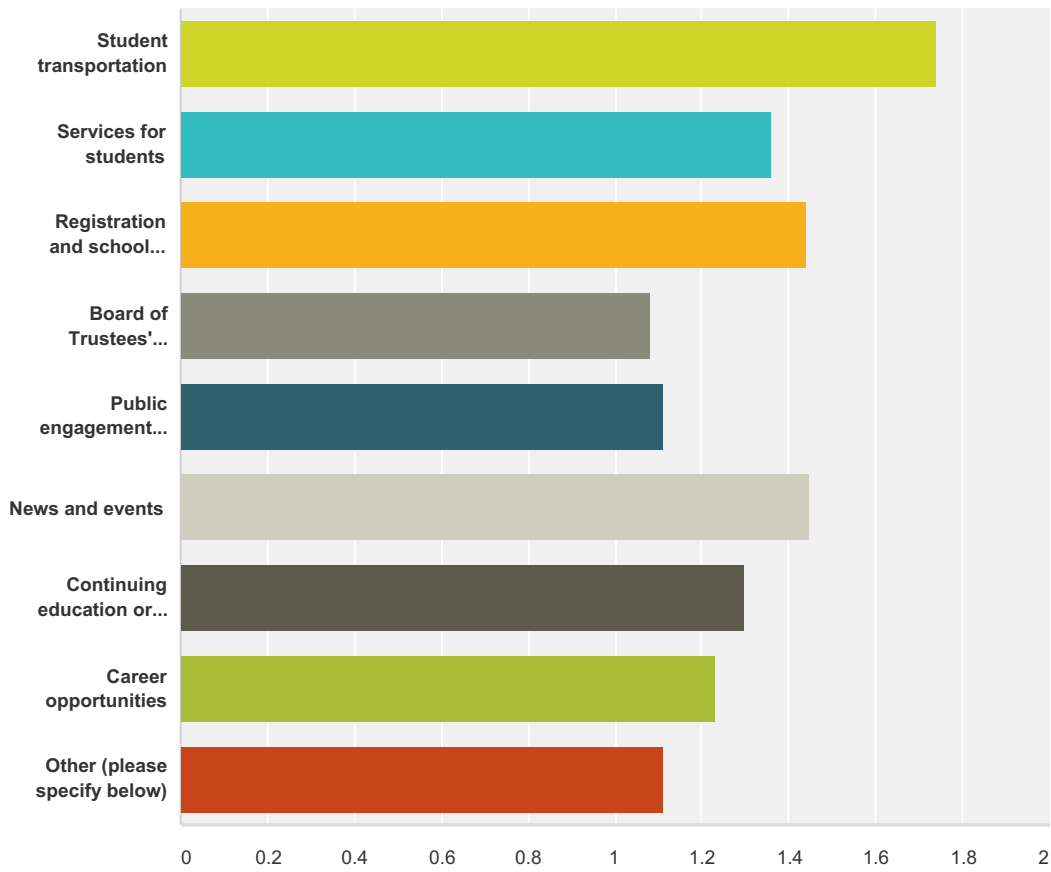
Answered: 58 Skipped: 3



Answer Choices	Responses
Email	34.48% 20
Automated phone messages	3.45% 2
Correspondence sent home with your child	46.55% 27
Website	8.62% 5
Electronic newsletter	6.90% 4
Social media posts	0.00% 0
Total	58

Q19 Do you visit the Division website (www.eips.ca) for information on:

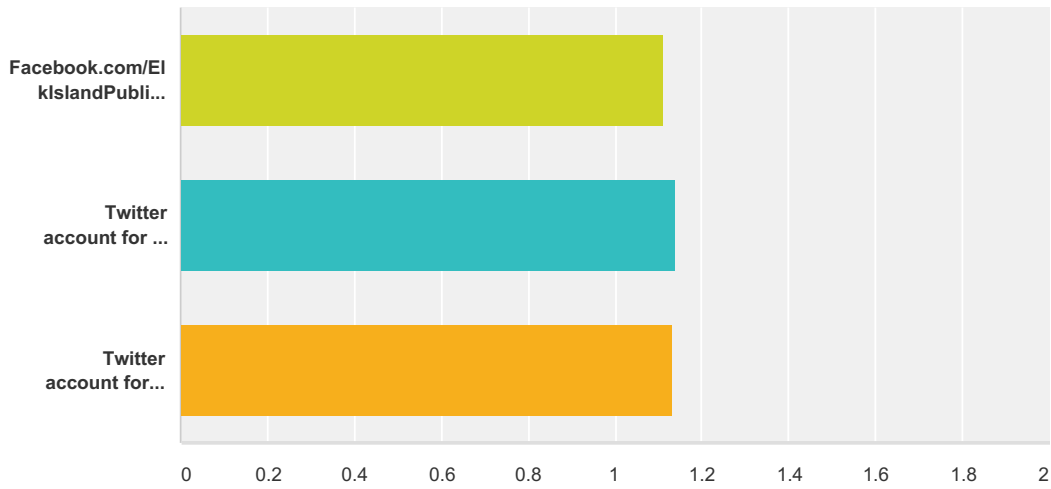
Answered: 58 Skipped: 3



	Yes	No	Total	Weighted Average
Student transportation	74.14% 43	25.86% 15	58	1.74
Services for students	36.36% 20	63.64% 35	55	1.36
Registration and school boundaries	43.64% 24	56.36% 31	55	1.44
Board of Trustees' meetings	7.69% 4	92.31% 48	52	1.08
Public engagement initiatives	11.32% 6	88.68% 47	53	1.11
News and events	45.45% 25	54.55% 30	55	1.45
Continuing education or summer courses	29.63% 16	70.37% 38	54	1.30
Career opportunities	23.08% 12	76.92% 40	52	1.23
Other (please specify below)	11.43% 4	88.57% 31	35	1.11

Q20 Elk Island Public Schools shares news and information on its social media channels. Do you follow:

Answered: 57 Skipped: 4



	Yes	No	Total	Weighted Average
Facebook.com/ElkIslandPublicSchools	10.71% 6	89.29% 50	56	1.11
Twitter account for the Division (@eips)	14.29% 8	85.71% 48	56	1.14
Twitter account for EIPS Student Transportation (@eipsST)	12.73% 7	87.27% 48	55	1.13